

Title:	New Firefox v.52 Requires NPAPI To Be Enabled Manually	Version:	v.52	Date:	032117
Product:	Firefox Web Browser v.52	Page:	1 of 3		
Action Required:	None, Information Only				
Distribution:	<input type="checkbox"/> Techsupport.usa <input type="checkbox"/> Stars.usa <input type="checkbox"/> Technology.usa <input type="checkbox"/> ProductTeam.usa <input type="checkbox"/> Training.usa <input type="checkbox"/>				

Summary

The latest version of the Firefox Web browser, Firefox v.52, has been released with Netscape Plugin Application Programming Interface (**NPAPI**) support disabled. NPAPI is an application programming interface (API) for browser plug-ins and is required for Firefox Web browser use by Hikvision products.

You must manually enable NPAPI for the Hikvision Web plugin to work in Firefox.

NOTE: Firefox will completely remove NPAPI support in their next update (v.53).

Do the following steps to enable the NPAPI:

1. Open a new tab in Firefox and enter the following text in the address bar:

about:config

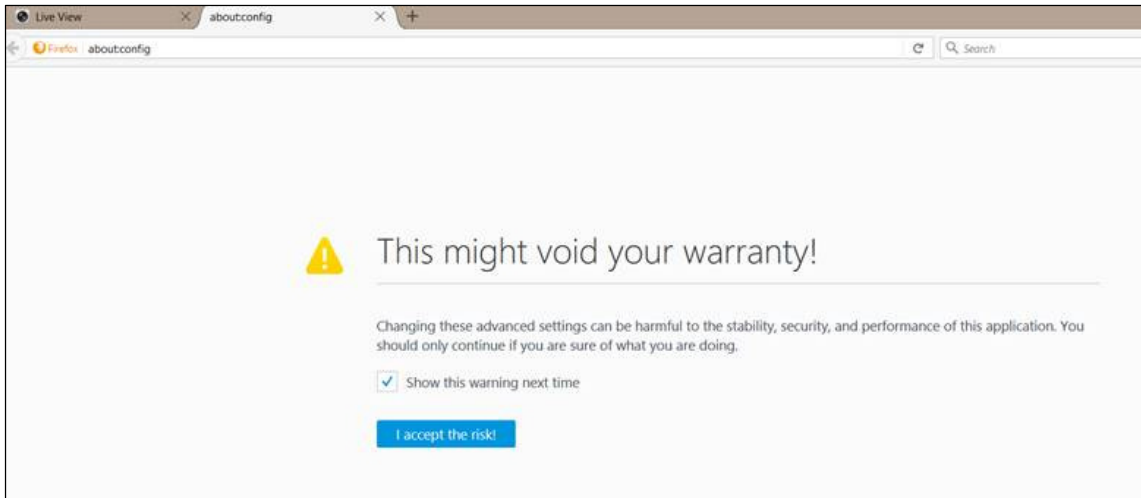


Figure 1, “This might void your warranty!” Prompt

2. When the “This might void your warranty!” prompt appears (Figure 1), click the **I accept the risk!** button.
3. Right-click anywhere in the Firefox window to display a pop-up menu (Figure 2).
4. Highlight “New” to display the “String/Integer/Boolean” sub menu.
5. Highlight and left-click on “Boolean” to display the “New Boolean Value” window (see Figure 3).

Title:	New Firefox v.52 Requires NPAPI To Be Enabled Manually	Version:	v.52	Date:	032117
Product:	Firefox Web Browser v.52	Page:	2 of 3		
Action Required:	None, Information Only				
Distribution:	<input type="checkbox"/> Techsupport.usa <input type="checkbox"/> Stars.usa <input type="checkbox"/> Technology.usa <input type="checkbox"/> ProductTeam.usa <input type="checkbox"/> Training.usa <input type="checkbox"/>				

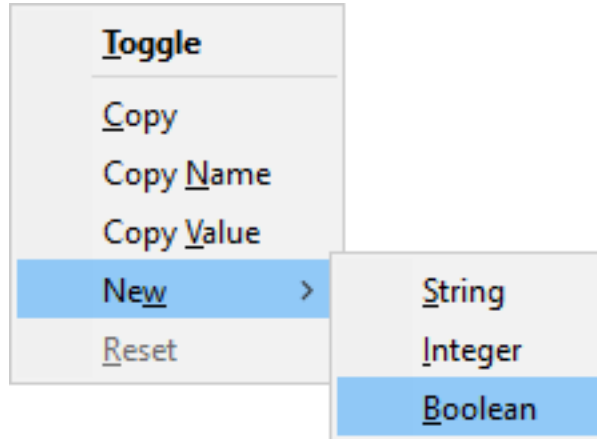


Figure 2, Create New Boolean Option Menu

6. Create a new boolean value and name it **plugin.load_flash_only** (see Figure 3).
7. Click the **OK** button.

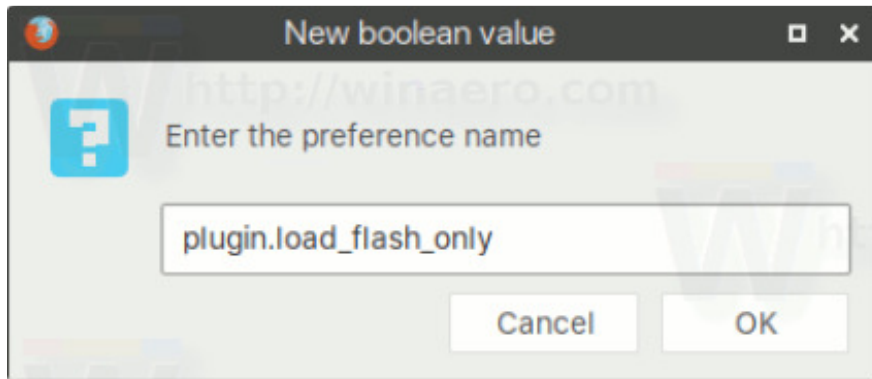


Figure 3, "Enter the preference name" Window

8. Set the **plugin.load_flash_only** option to **false** (see Figure 4).
9. Click the **OK** button.

Title:	New Firefox v.52 Requires NPAPI To Be Enabled Manually	Version:	v.52	Date:	032117
Product:	Firefox Web Browser v.52	Page:	3 of 3		
Action Required:	None, Information Only				
Distribution:	<input type="checkbox"/> Techsupport.usa <input type="checkbox"/> Stars.usa <input type="checkbox"/> Technology.usa <input type="checkbox"/> ProductTeam.usa <input type="checkbox"/> Training.usa <input type="checkbox"/>				

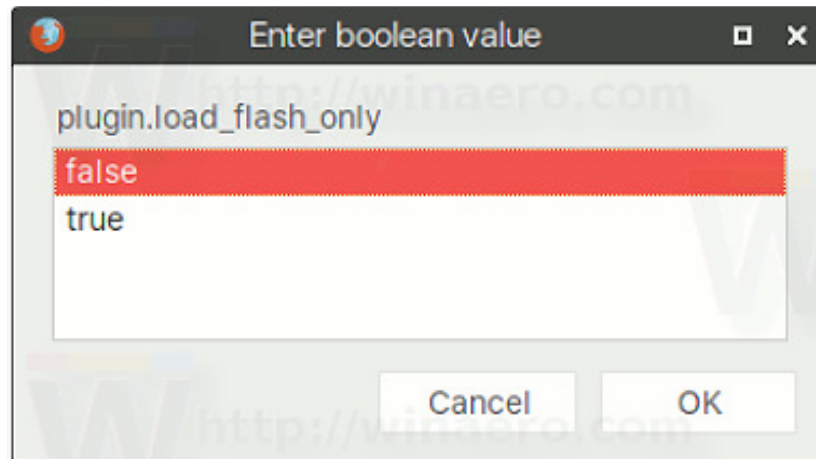


Figure 4, Set `plugin.load_flash_only` Value to "False"

10. Restart Firefox.