


Local Playback Software

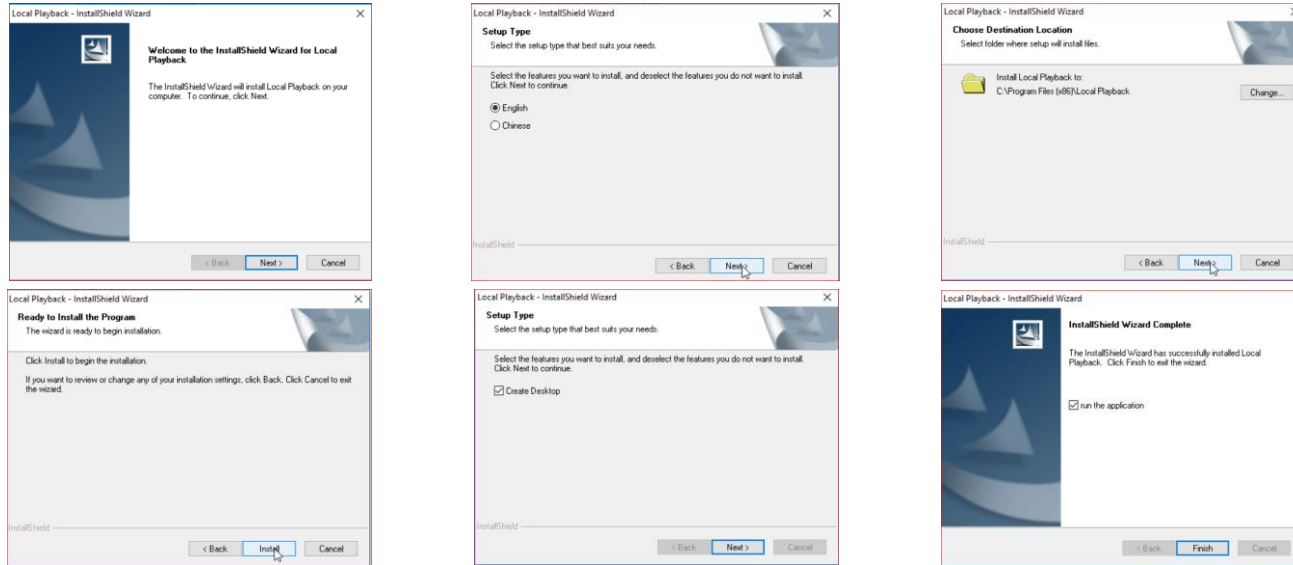
V3.0.0.2


GREAT PRODUCTS. GREATER PARTNERSHIPS.™

HIKVISION®

Installation

- Download installation file from http://overseas.hikvision.com/us/Tools_82.html
- Run installer  LocalPlayback.exe and agree to all prompts



- Consult program User Guide for detailed information (under 'Help' Tab in program or press F1 while program is running)
- Run program from desktop icon 

Configure Settings

- On this tab, choose the desired settings and folder locations for *output* from this program
 - Snapshots^[1]
 - Saved video clips^[2]
 - Downloads of recorded video^[3]

Local Playback

Playback

Log

Settings

Capture Settings

Picture Format: JPEG

Saving Path: C/ [1]

Clip Settings

File Packet Size: 1G

Saving Path: C/ [2]

Download Settings

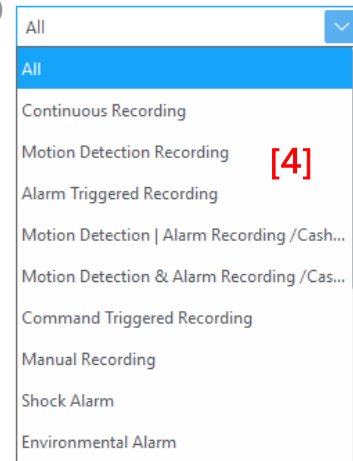
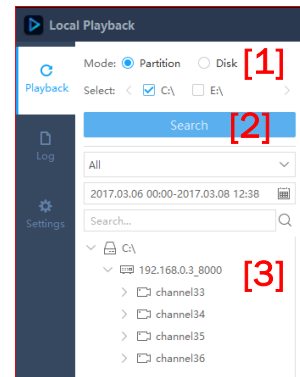
File Packet Size: 1G

Saving Path: C/ [3]

Save

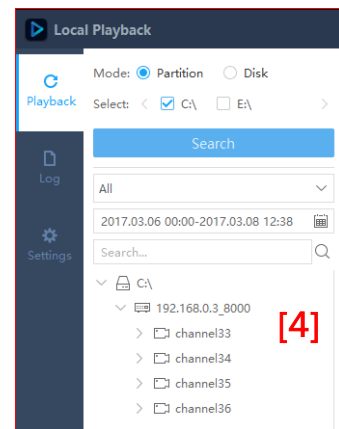
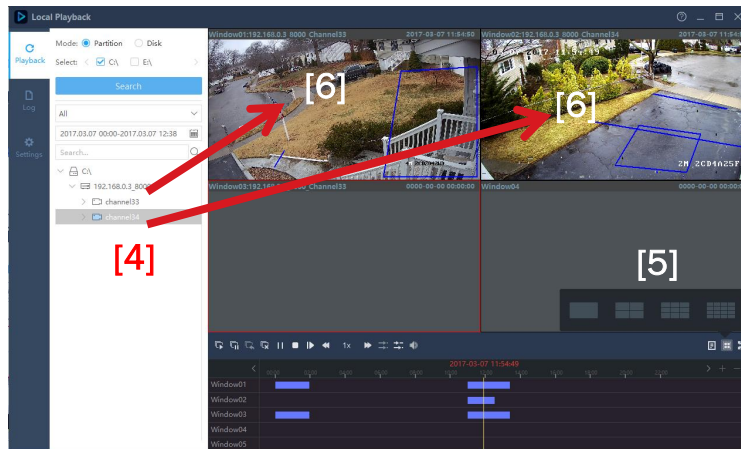
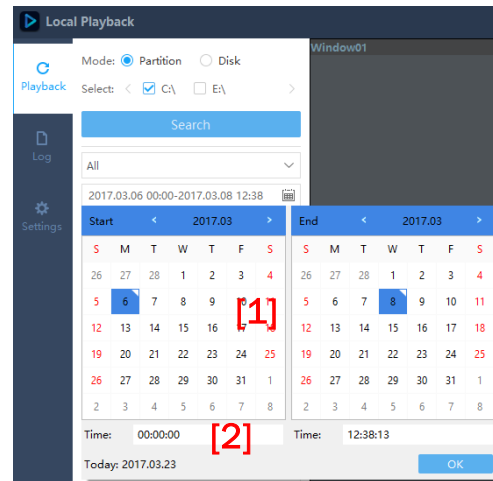
Choose Recorded Video for Playback

- Video is on a disk from a recorder, an SD card, or downloaded from recorder to PC HDD using Remote Backup tool
 - Program expects to find record files in the root (e.g. C:\) of the drive
 - On a disk/SD from a recorder/IP camera and connected to the PC
 - On PC HDD downloaded from a recorder, using the Remote Backup tool
- Choose PC disk(s) or partition(s)^[1] containing backup video
- Click ‘Search’^[2] Video available will be shown^[3]
- Optional: Choose record file type^[4]



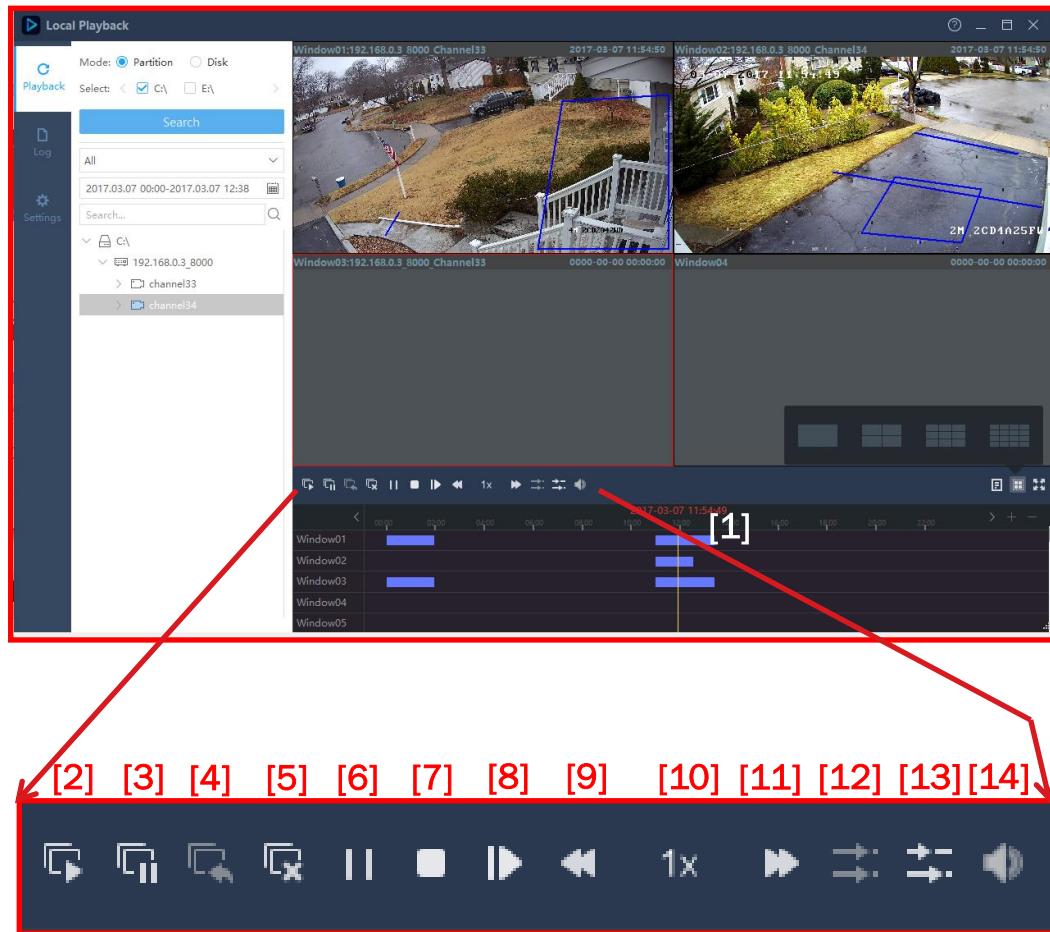
Choose Recorded Video for Playback

- Choose desired date [1] time [2] range
- Click OK [3]
- Cameras with available video displayed in list [4]
- Choose screen layout [5]
- Drag cameras into areas [6]



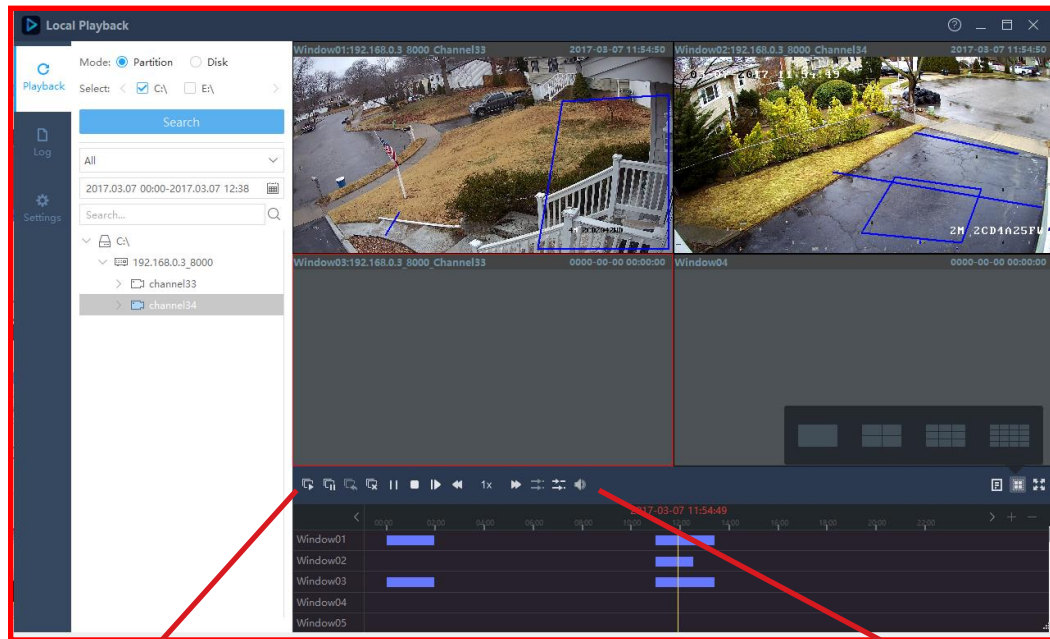
Controlling Playback

- Click/drag timeline [1] to play recordings from that point
- Available controls are
 - Play all [2]
 - Pause all [3]
 - Resume all [4]
 - Close all [5]
 - Pause selected [6]
 - Stop selected [7]
 - Single frame [8]
 - Slow forward [9]



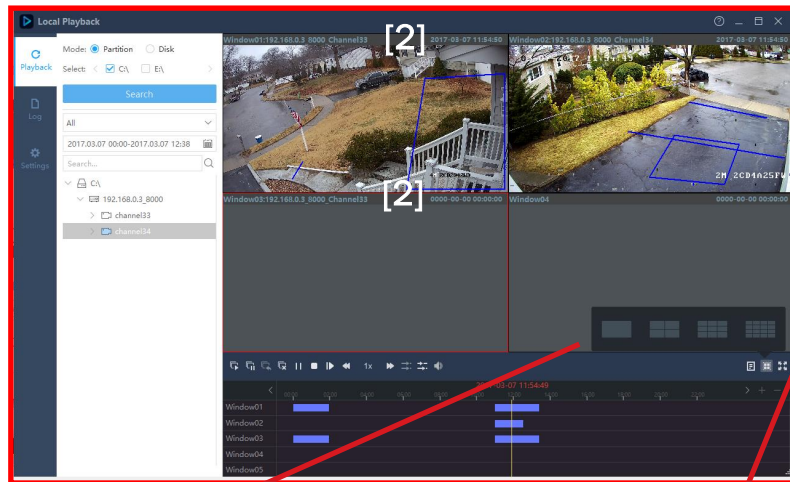
Controlling Playback

- Available controls are
 - Current speed^[10]
 - Fast forward^[11]
 - Synchronous play^[12]
 - Asynchronous play^[13]
 - Volume^[14]
 - Volume^[7]
 - Single frame^[8]
 - Slow forward^[9]



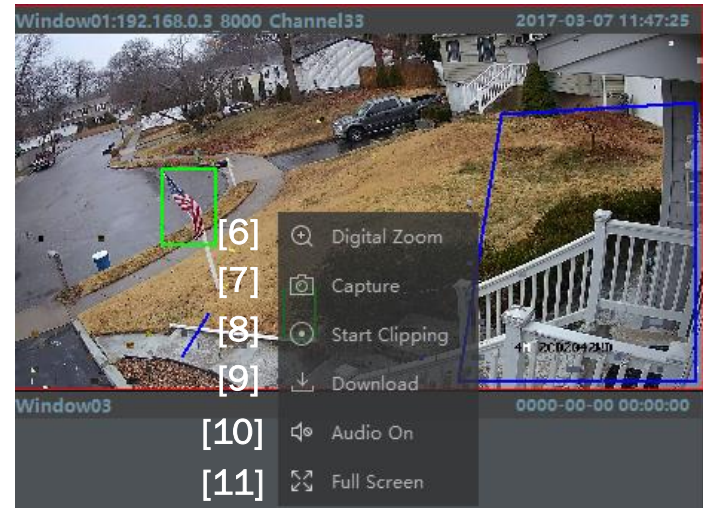
Controlling Playback

- Toggle^[1] legend/screen info^[2] off/on^[4]
- Screen split^[3]
- Full Screen^[4]



Controlling Playback

- Toolbar icons for
 - Stop/play [1]
 - Capture [2]
 - Local record start/stop [3]
 - Play speed [4]
 - Close video [5]
- Right click menu items
 - Digital zoom [6]
 - Capture [7]
 - Start/stop clipping [8]
 - Download [9]
 - Audio On/Off [10]
 - Full Screen [11]



Downloading Files

- In right click menu click



- In pop-up choose Download by File [1] or by Time [2]

- Select file(s) [3] or duration(s) [4]

- Click 'Download' [5]

- Files download to folder selected earlier in Configuration tab

1 Downloading File(Window02:192.168.0.3_8000_Channel34)

Download by File Download by Time

<input type="checkbox"/>	Start Time	End Time	Size	Status
<input type="checkbox"/>	1 2017-03-07 11:00:00	2017-03-07 11:08:02	504.9 MB	Waiting
<input type="checkbox"/>	2 2017-03-07 11:08:02	2017-03-07 11:24:12	1,016.8 MB	Waiting
<input type="checkbox"/>	3 2017-03-07 11:24:12	2017-03-07 11:40:29	1,017.2 MB	Waiting
<input type="checkbox"/>	4 2017-03-07 11:40:29	2017-03-07 11:56:39	1,016.8 MB	Waiting
<input type="checkbox"/>	5 2017-03-07 11:56:39	2017-03-07 12:12:49	1,016.8 MB	Waiting
<input type="checkbox"/>	6 2017-03-07 12:12:49	2017-03-07 12:28:59	1,016.8 MB	Waiting
<input type="checkbox"/>	7 2017-03-07 12:28:59	2017-03-07 12:31:00	125.8 MB	Waiting

The Selected File Size: 0 Free Disk Space: 667.92 GB

Saving Path: C:/

[5] Download Stop All Cancel

2 Downloading File(Window02:192.168.0.3_8000_Channel34)

Download by File Download by Time

<input type="checkbox"/>	Start Time	End Time
<input type="checkbox"/>	Duration 1 2017-03-23 00:00:00	2017-03-23 23:59:59
<input type="checkbox"/>	Duration 2 2017-03-23 00:00:00	2017-03-23 23:59:59
<input type="checkbox"/>	Duration 3 2017-03-23 00:00:00	2017-03-23 23:59:59
<input type="checkbox"/>	Duration 4 2017-03-23 00:00:00	2017-03-23 23:59:59

The Selected File Size: 0 Free Disk Space: 667.92 GB

Saving Path: C/

[5] Download Stop All Cancel

Log Search

- Choose disk^[1]
- Choose date/time range^[2]
- Choose Major^[3] and Minor^[4] Alarm type
- Click 'Search'^[5]
- Log entries found can be saved by clicking the 'Export' button^[6]

