

**Touch Display Module for  
8 Serial Modular Door Station  
(DS-KD-TD)  
Version: V1.0.1\_build220815  
Release Note  
(2022-08-15)**

**1. Firmware Basic Information**

Firmware Basic Information	Firmware Version	V1.0.1_220815
	Device Type	DS-KD-TD DS-KD-TDM DS-KD-TDE

**2. Fixed**

1. Fixed the problem that sometimes the factory standby page will be displayed when switching advertising pages.
2. Fixed that problem that when setting dynamically switch of the advertise images, occasionally the image not change.

**Note:**

Please update the firmware to the latest version to ensure the perfect user experience.

# Touch Display Module for 8 Serial Modular Door Station (DS-KD-TD) Version: V1.0.1\_build220618 Release Note (2022-06-23)

## 1. Firmware Basic Information

<b>Firmware Basic Information</b>	Firmware Version	V1.0.1_220618
	Device Type	DS-KD-TD DS-KD-TDM DS-KD-TDE

## 3. Fix

- 2.1 In the Call button interface, the virtual button name is free of content restrictions. You can enter -/;()\$@".,?![]{}#%^\*+=\_~|>£¥, due to code restrictions ' < & € • total of 5 symbols cannot be used.
- 2.2 The web client restrictions and prompts for special symbols, the prompt for symbols such as ' < & € • cannot be saved.

### Note:

The space input function must be released together with a temporary version of IVMS-4200 software (V3.5.0.101\_E).

Touch Display Module for

# 8 Serial Modular Door Station (DS-KD-TD)

Version: V1.0.1\_build220607

## Release Note (2022-06-20)

### 1. Firmware Basic Information

<b>Firmware Basic Information</b>	Firmware Version	V1.0.1_220607
	Device Type	DS-KD-TD DS-KD-TDM DS-KD-TDE

1.1 The compatible firmware version of the Main module is concurrently released:

- DS-KD8003-IME1/Flash/Surface/S/NS      Firmware Version:V2.2.56\_220607
- DS-KD8003-IME2/S/NS      Firmware Version:V2.2.56\_220607

1.2 The compatible version of IVMS-4200 is: V3.5.0.101\_E.

### 2. Fix

- 2.3 The button name in the Virtual Button interface removes the restriction that only letters and numbers can be entered.
- 2.4 Fix the abnormal scenario of the main module advertising function. The advertising function will not be enabled without touching the sub module connect.
- 2.5 Optimize the problem that when the keypad module being operated during the touch module upgrade process, resulting in incomplete display after upgrade.

## Touch Display Module for

# 8 Serial Modular Door Station (DS-KD-TD)

Version: V1.0.1\_build220526

## Release Note (2022-06-02)

### 1. Firmware Basic Information

<b>Firmware Basic Information</b>	Firmware Version	V1.0.1_220526
	Device Type	DS-KD-TD DS-KD-TDM DS-KD-TDE

#### Notes:

The firmware of the Main module must be later than this version (V2.2.56\_220424) can be matched the released Touch Module version.

### 2. New

- 2.1 The Touching module adapted to Greek for UI resource.
- 2.2 When the main module is in the Outdoor station mode, it can normally send calls, and the Touch module UI interface can display the long number.
- 2.3 The UI adds a new VoIP icon and displays "IP!" for disconnect, and "IP" for normal.
- 2.4 The user will be prompted to refresh when the remote web page failed to be obtained.
- 2.5 The WIFI password of the Touching Module would be synchronized to the same as the login password of the Main Module.

### 3. Optimize

- 3.1 Optimization of web related problems: lack of image function, abnormal length of camera name prompt, misplaced pop-up position of holiday plan time prompt;

- 3.2 The UI setting page is optimized. The brightness level is changed to 1-10. By default, the buzzer is turned on. By default, the home page is the card swiping interface. The card swiping background is not displayed.
- 3.3 Modify the ability of the issue cards, from 10000 cards for 2000 people to 6000 cards for 2000 people, and the maximum card for one person from 5 to 3.
- 3.4 Optimize the use experience of Contact list.
- 3.5 Modify the UI SIP icon to display “SIP” normally and “SIP!” abnormally during registration.
- 3.6 In the master card issuing scenario, the card swiping event is not uploaded, and the unlock failure icon is not prompted when the master card is issued.
- 3.7 The picture distribution specification limit, only support suffix “.jpg”, the name is letters or numbers, the name size is 1-32 (excluding “.jpg”), the single size is less than 1M, and the resolution is less than 3000\*3000.
- 3.8 The Contact List is sorted from “A-Z”, then “0-9”, “#” in the lasted. (Only for English).
- 3.9 Optimize the UI interface font display, limit the maximum number of words of the user-defined button name, and fine tune the text height.

**Touch Display Module for  
8 Serial Modular Door Station  
(DS-KD-TD)**

# Version: V1.0.1\_build220424

## Release Note

(2022-04-24)

### 1. Firmware Basic Information

Firmware Basic Information	Firmware Version	V1.0.1_220424
	Device Type For touch display module	DS-KD-TD DS-KD-TDM DS-KD-TDE
	Firmware Version	V2.2.56_220424
	Device Type For modular Main module	KD8003-IME1 KD8003-IME2 KD8003-IME1/Surface KD8003-IME1/Flush KD8003-IME1/S KD8003-IME2/S KD8003-IME1/NS KD8003-IME2/NS
	Device Type	DS-KIS602 DS-KIS702(B) DS-KIS702-P(B)

#### Notes:

The firmware of the Main module must be later than this version (V2.2.56\_220424) can be matched the released Touching Module.

#### 1.1 Recommended Firmware

It is recommended to use the following devices and version together, because they can cooperate and work normally after the docking test.

Test resource	Device type	Version
New version	KD8003-IME1	V2.2.56_220424

	<b>DS-KD-TDM</b>	<b>V1.0.1_220424</b>
Door Station	KD9403	V2.2.37_211125
	KV6113, KV8X13	V2.2.52_211104
	DS-KD-DIS	V1.0.4_build211111
	DS-KD-KK, DS-KD-KP	V1.1.1_build210318
	DS-KD-M	V2.0.0_build210223
Indoor Station	DS-KH6320-LE1	V1.4.60_build211209
	KH6320-WTE1	V2.1.34_build211118
	KH9310	V2.1.28_build210803
Main Station	KM9503	V1.0.34_build220212
IVMS-4200	IVMS-4200 Client	V3.5.0.101 build20220418

### Notes:

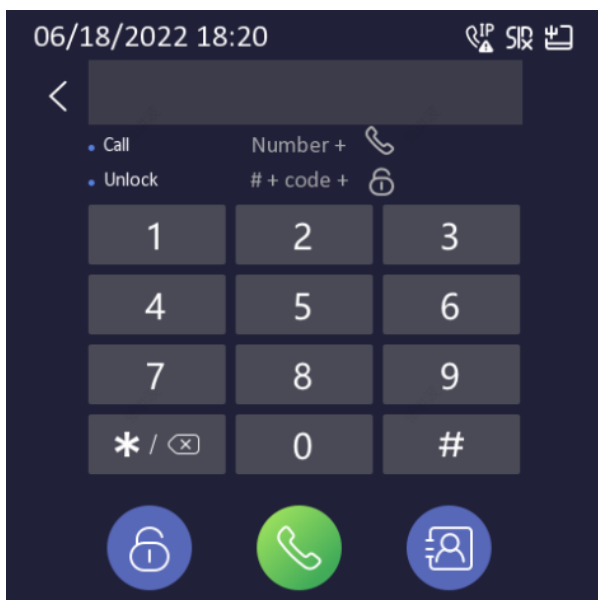
Test records only contain the cases for normal devices and do not represent all the scenarios and all the functions.

## 2. V1.0.1\_build220424 Upgrade Note

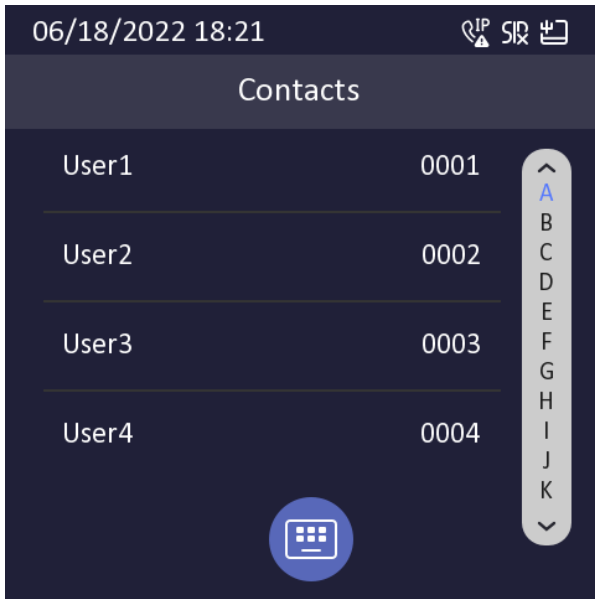
### 2.1 New Function:

(1) Display of star-up screen

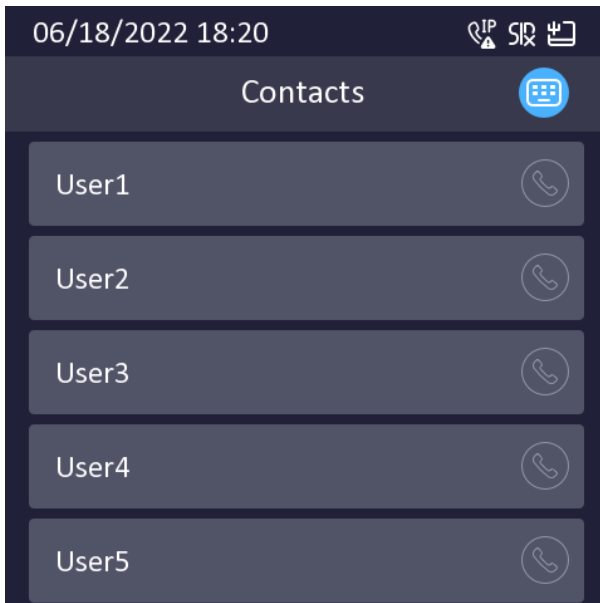
① Keypad mode



② Contact list mode

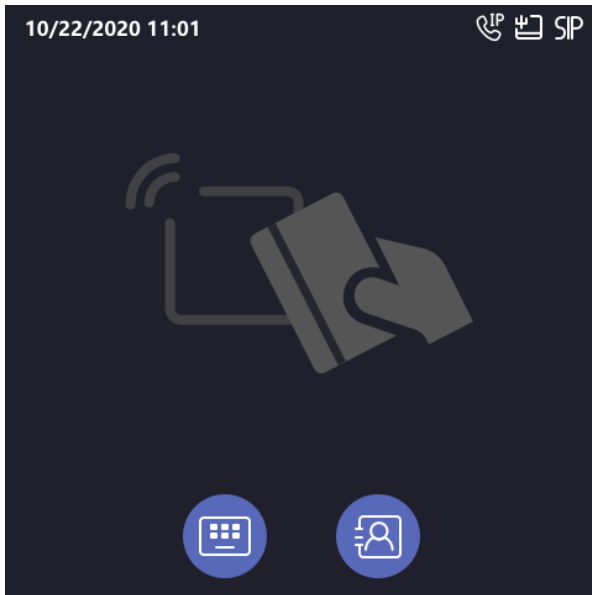


③ Call button mode



④ Swipe card mode






## (2) Screen protection

① Black screen when no advertisement is delivered, enter the main interface after motion detection.

② After the advertisement is delivered, the display would switch to the advertisement mode, and any of the user's operate would wake up and enters the main interface.

③ Support up to 5 pictures to be sent, the picture size does not exceed 1M, jpg format, the resolution does not exceed 3000px\*3000px, and the interval is 1s~5s to switch.



## (3) Contact list

① Support ivms-4200 remote personnel to issue, contact list no more than 2000.

② Currently only English is supported. Quickly search for the person by entering "ABCD...Z#", "#" contain usernames starting with special characters other than English.

(4) You can customize the Call Buttons

Mutually exclusive with the Contact list function, support 10 users to be sent

- ① Call button support no more than 24 characters, contact list support no more than 26 characters
  - ② Support corresponding buttons such as add, delete and modify.
- (5) Touch display module supports prompt tone
- ① The touch display module supports the remote turning on or off the buzzer. When turned on, the touch module can be played at any time.
  - ② Enabled by default
- (6) Support English, French, Portuguese (Brazil), Spanish, Russian, German, Italian, Polish, Arabic, Turkish, Vietnamese, Hungarian, Dutch, Romanian, Czech, Bulgarian, Ukrainian, Croatian, Serbian, Greek
- (7) DS-KD-TDM supports 13.56MHz Mifare Card; DS-KD-TDE supports 125kHz EM Card
- (8) Support update by wifi hotspot
- ① After the device starts, it works in AP mode by default,  
SSID: AP\_Device Serial Number  
Password: Device Serial Number (confirm whether it is the same as the activation password after activation)
  - ② Use a laptop to connect to the device's hotspot.  
For example AP\_G27564213, Password is G27564213
  - ③ Search and add device G27564213 by IVMS-4200, the default IP of the device is 192.168.8.253.
  - ④ Upgrade the firmware in the maintenance sub-page of the Web client.
- (9) The maximum number of sub-modules for 1 Main module:
- Max touch display modules: 1
  - Max keypad modules: 1
  - Max indicator modules: 1
  - Max card modules: 5
  - Max display modules: 1
  - The maximum number of any combination of modules is 6, but if it includes the display module, the maximum is 4.
- (10) The main interface supports displaying time information
- ① mm/dd/yyyy hh:mm by default mode
  - ② Time modes can be selected as:  
dd-mm-yyy hh:mm, MM-dd-yyyy hh:mm or yyyy-MM-dd hh:mm
- (11) Support brightness adjusting in the WEB client.
- (12) Blocking the clear text password.
- (13) Modify the UI resource package to fix the display defects.

### 3. Notice

- (1) It is recommended to use **wifi** to upgrade.
- (2) The maximum number of personnel is 2,000. And each person is bound to a maximum of 3 cards, totally of 6,000 cards.
- (3) Currently only the customized version of ivms-4200 is supported.

#### **Remarks:**

- Hikvision reserves the right to change, alter or withdraw the above notification without prior notice.
- Product design and specifications are subject to change without prior notice.
- The Hikvision firmware may contain errors known as errata which may cause the product to deviate from published specifications. Current characterized errata are available on request.
- Hikvision is not liable for any typing or printing errors.

Hikvision Digital Technology CO., Ltd.  
No. 555 Qianmo Road, Binjiang District, Hangzhou 310051,  
China  
Tel: +86-571-8807-5998  
FAX: +86-571-8993-5635  
Email: [overseabusiness@hikvision.com](mailto:overseabusiness@hikvision.com)